


## Polarization Beam Combiner/Splitter

<b>Features</b>	
Low Insertion Loss High Extinction Ratio High Stability and Reliability	
<b>Application</b>	
EDFA & Raman Amplifier Fiber Sensor Coherent Telecommunication Systems Polarization Mode Dispersion Compensator	

### Specifications

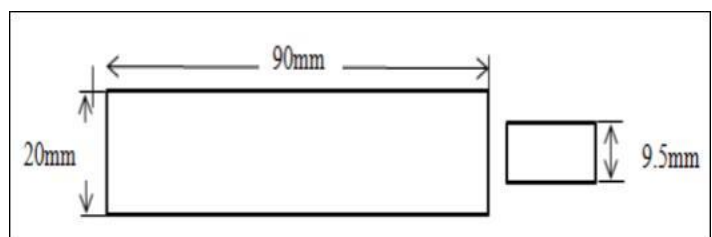
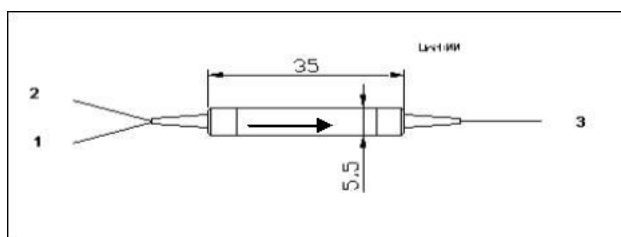
Parameter	P	A	P	A
Wavelength (nm)	1310, 1480, 1550		1030,1064	
Operating Bandwidth (nm)	±40		±20	
Typ. Insertion Loss (dB)	0.40	0.50	0.60	0.70
Insertion Loss (dB)	≤0.60	≤0.70	≤0.80	≤0.90
Extinction Ratio (dB) (Only for PBS)	≥22	≥20	≥22	≥20
Directivity (dB)	≥50			
Return Loss (dB)	≥50			
Power Handling (mW)	≤300			
Fiber Type	Port 1 & 2	PM 1310&PM1550	PM980	
	Port 3	SMF-28e or PM1310&PM1550	HI 1060 or PM 980	
Ports Marking color(only for 250um bare fiber)	Port2 :Black ,Other ports :Clear			
Ports Marking color(only for devices with 900um loose tube )	900um Red loose tube for all ports; marking:port2:black.			
Operating Temperature (°C)	-5 ~ +70			
Storage Temperature (°C)	-40 ~ +80			
Dimensions (mm)	φ5.5 × L35(P1) (only for bare fiber or 900um loose tube)			
	L90*W20*H9.5 ( ABS ) (P2) (only for 3mm or 2mm cable)			

\*Above specifications are for device without connector.

\*For devices with connector,IL will be 0.3dB higher,ER will be 2dB lower and RL will be 5dB lower.

\*The PM fiber and the connector key are aligned to the slow axis.

### Package Dimensions



## Ordering Information

PBS PBC	Wavelength	Grade	00	Fiber Type for Port 3	Package Dimensions	Pigtail Type	Length	Connector
	1030=1030nm 1064=1064nm 1310=1310nm 1480=1480nm 1550=1550nm	P=P grade A=A grade		1=SMF-28e 2=HI 1060 3=PM Fiber, Slow Axis Align to Port 1 4=PM Fiber, Slow Axis Align 45° to Port 1	1=P1(φ5.5 × L35) 2=P2(L90* W20*H9.5)	1=250um bare fiber 2=900um loose tube 3=3mm loose tube 4=2mm loose tube	H=0.5m 8=0.8m 1=1.0m 5=1.5m 2=2.0m 3=3.0m 4=4.0m A=2.5m B=5.0m	0=None 1=FC/UPC 2=FC/APC 3=LC/UPC 4=LC/APC 5=SC/APC 6=SC/UPC